


SKIERG REBOXING


TOOLS NEEDED: 6 lobe driver, packing tape

- 1** Tie off each drive cord using a small piece of cardboard as shown.




- 2** Remove the SkiErg and the universal bracket from the floor stand or from the wall. Lay the SkiErg on the floor as shown.


Note: If you are NOT reboxing the floorstand, do not remove the universal bracket.



3




4



SKIERG REBOXING

5



6



7



8



SKIERG REBOXING

9



10



11



12



13



14

