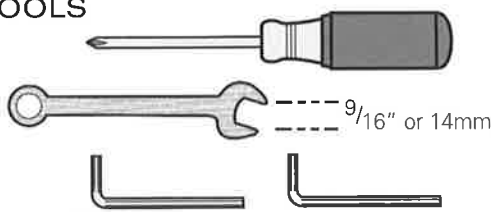


# CHAIN IDLER PULLEY REPLACEMENT

**TOOLS**












9/16" or 14mm

C2 Part # PN 1024



[www.concept2.com](http://www.concept2.com)





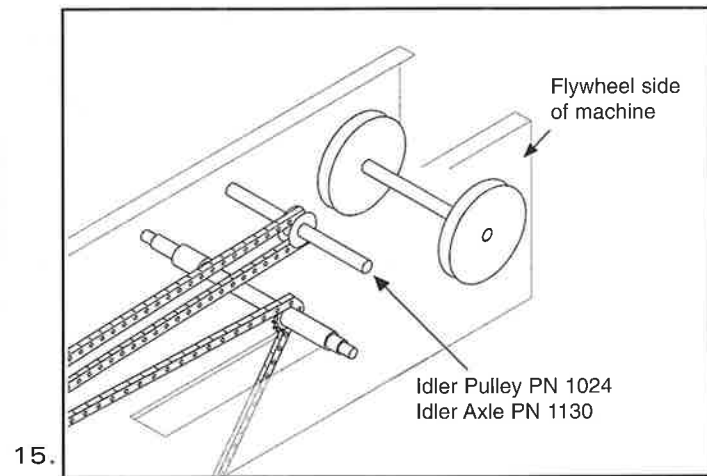
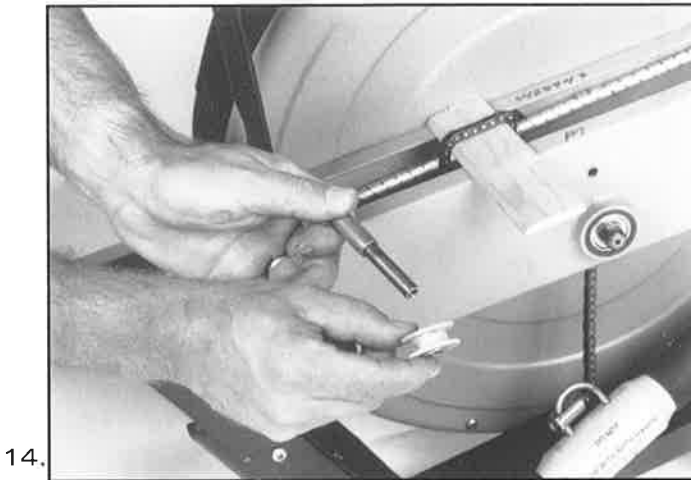




Insert unpatched bolt and turn.




# CHAIN IDLER PULLEY REPLACEMENT

Replace with Concept2 part # PN 1024







19.




20.




21.




22.




23.



24.



25.



26.